


# HELI

ENGINE POWERED 5-10t



#### Digital Instrument

- Clear and easy to read
- Instantaneous reading when switched on
- Ergonomical layout



#### Wide View Mast

- H2000 series forklift trucks are fitted with wide masts that give the operator greater visibility to the front



#### Superior Steering Axle

- Fully power assisted steering as standard which is compact and easy to maintain

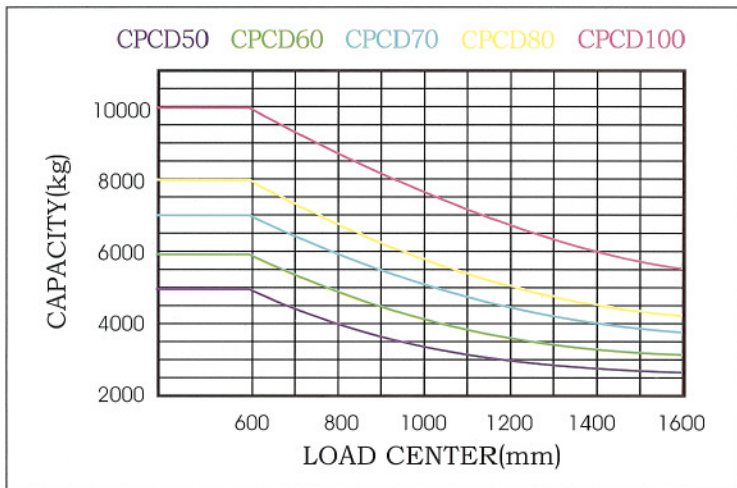


CPCD50  
CPCD60  
CPCD70  
CPCD80  
CPCD100



# STANDARD SPECIFICATION

Manufacturer		ANHUI HEUI CO., LTD.				
Model		CPCD50	CPCD60	CPCD70	CPCD80	CPCD100
Load Capacity	kg	5000	6000	7000	8000	10000
Load Center	mm	600				
Tire Type		Pneumatic				
Lifting Speeds	With Load / Without Load	500 / 550		460/500	380/410	310/350
Lowering Speeds	With Load / Without Load	≤600 / ≥300				
Free Lift	mm	200	205	210	200	210
Max. Driving Speeds	With load/Without load	26 / 30				
Min. Turning Radius(outside)	mm	3250	3300	3370	3700	3900
Max. Gradeability	With load/Without load	%	35 / 19	32 / 19	30 / 19	21 / 21
Max. Towing	With load/Without load	N	54000	54000	54300	63200
Wheel (Front/Rear) X=Driving Wheel		4X / 2				
Overhead Guard Height	mm	2450			2585	
Mast Height	mm	2500		2625	2700	2850
Max.Lifting Height	mm	4420				4330
Fork Size (L x W x T)	mm	1220 × 150 × 55	1220 × 150 × 60	1220 × 150 × 65	1220 × 170 × 70	1220 × 175 × 80
Tire (Front/Rear)		8.25 - 15 - 14PR / 8.25 - 15 - 14PR			9.00 - 20 - 14PR / 9.00 - 20 - 14PR	
Ground Clearance	At lower point(Mast)	mm	200		250	245
Weight Distribution with Load	Front/Rear	kg	11660/1320	13050/1590	14570/1780	16900/1950
Weight Distribution without Load	Front/Rear	kg	4010/3970	3880/4760	3860/5490	4740/6110
Battery	Voltage/Capacity	V/Ah	24 / 105			
Service Brake		HYDRAULIC - PEDAL				
Parking Brake		MECHANICAL - HAND BRAKE ROD				
Internal Combustion Engine	Model	ISUZU 6BG1 DIESEL ENGINE				
	Rate horse power	KW(Ps) /r.p.m	82.3 (112) /2000			
	Rate torque	N.m(kg.m) /r.p.m	416 / 1400 - 1600			
	Number of Cylinder		6			
	Displacement	L	6.494			
	Fuel Tank Capacity	L	140			
Transmission	Number of Speed Fwd/Rvs-Type	2 / 2 POWER SHIFT				
Total Weight	kg	7980	8640	9350	10850	12510



**Note:**

Vertical axle stands for load capacity while horizontal axle stands for load center. Load center is the distance counted from the front of the cubic with the same 1000mm dimension in length, width and height. The load capacity should be down, if mast tilts forward, using non-standard forks or loading goods with extra width. Please notice the different load capacity between different load centers according to load chart.



## 5-7t WIDE VIEW MAST

Mast model	Max. Fork Height (mm)	Load Capacity (kg)			Overall Mast Height (At Lowered)(mm)			Tilting Angle (deg.)	Service Weight (kg)		
		CPCD50	CPCD60	CPCD70	CPCD50	CPCD60	CPCD70		CPCD50	CPCD60	CPCD70
M250	2500	5000	6000	7000	2250			6 - 12	7900	8560	9270
M270	2700	5000	6000	7000	2350			6 - 12	7930	8590	9300
M300	3000	5000	6000	7000	2500			6 - 12	7980	8640	9350
M330	3300	5000	6000	7000	2650			6 - 12	8030	8690	9400
M350	3500	5000	6000	7000	2750			6 - 12	8060	8720	9440
M375	3750	5000	6000	7000	2875			6 - 12	8100	8760	9480
M400	4000	5000	6000	7000	3050			6 - 12	8270	8930	9650
M425	4250	5000	6000	7000	3175			6 - 12	8310	8970	9690
M450	4500	5000	6000	7000	3300			6 - 12	8350	9010	9730
M475	4750	5000	6000	7000	3425			6 - 6	8390	9050	9770
M500	5000	5000	6000	7000	3550			6 - 6	8430	9090	9810
M550	5500	4750	5700	6600	3850			3 - 6	8630	9290	10000
M600	6000	4400	5400	6400	4100			3 - 6	8710	9370	10080

## 5-6t WIDE VIEW FULL FREE 2-STAGE MAST

Mast model	Max. Fork Height (mm)	Load Capacity (kg)		Overall Mast Height (At Lowered) (mm)		Free Lift With Backrest (mm)	Tilting Angle Fwd/Bwd (deg.)	Service Weight With Backrest (kg)	
		CPCD50	CPCD60	CPCD50	CPCD60			CPCD50	CPCD60
ZM250	2500	5000	6000	2185		1270	6 - 12	8010	8670
ZM270	2700	5000	6000	2310		1370	6 - 12	8040	8700
ZM300	3000	5000	6000	2460		1520	6 - 12	8090	8750
ZM330	3300	5000	6000	2610		1670	6 - 12	8140	8800
ZM350	3500	5000	6000	2710		1770	6 - 12	8170	8830
ZM375	3750	5000	6000	2835		1895	6 - 12	8210	8870
ZM400	4000	5000	6000	3010		2070	6 - 12	8370	9030
ZM425	4250	5000	6000	3135		2195	6 - 12	8410	9070
ZM450	4500	5000	6000	3260		2320	6 - 12	8450	9110
ZM475	4750	5000	6000	3385		2445	6 - 6	8490	9150
ZM500	5000	5000	6000	3510		2570	6 - 6	8530	9190
ZM550	5500	4750	5700	3810		2870	3 - 6	8730	9390
ZM600	6000	4400	5400	4060		3120	3 - 6	8810	9470

NOTE: FREE LIFTING HEIGHT WITHOUT BACKREST + 420mm

## 5-6t WIDE VIEW FULL FREE 3-STAGE MAST

Mast model	Max. Fork Height (mm)	Load Capacity (kg)		Overall Mast Height (At Lowered) (mm)	Free Lift With Backrest (mm)	Tilting Angle Fwd/Bwd (deg.)	Service Weight With Backrest (kg)	
		CPCD50	CPCD60				CPCD50	CPCD60
ZSM360	3600	4500	5600	2335	1300	6 - 6	8670	9330
ZSM400	4000	4500	5600	2470	1420	6 - 6	8730	9390
ZSM435	4350	4500	5600	2585	1550	6 - 6	8790	9450
ZSM480	4800	4500	5600	2740	1700	6 - 6	8980	9640
ZSM500	5000	4500	5600	2805	1800	3 - 6	9010	9670
ZSM540	5400	4200	5300	2940	1920	3 - 6	9080	9740
ZSM600	6000	4000	5000	3140	2220	3 - 6	9170	9830

NOTE: FREE LIFTING HEIGHT WITHOUT BACKREST + 325mm



CE Certification



ISO9001 Certification

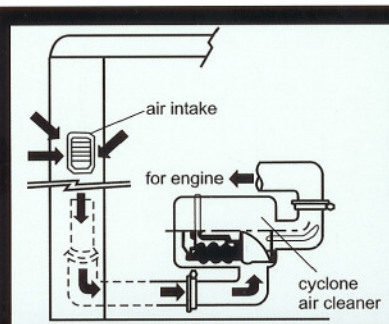
## STANDARD EQUIPMENT

Hour meter	Engine oil pressure warning indicator	Return hydraulic filter	Full hydraulic power brake
Lamp guard	Charge indicator	Back-up buzzer	Full hydraulic power steering
Standard fork	Drawbar pin	Headlight	Tilt lock valve
Operator tool kits	Horn	Rear combination lamp	Toggle type parking brake lever
Water temperature meter	Air intake device	Digital instrument	
Neutral safety switch	Wide view mast	Tyre	Ignition key engine stop (C)
Side rollers	Turning signal lamp	Dipstick for convertor oil	Air cleaner warning device
Rear view mirror	Dipstick for hydraulic oil	Overhead guard raincoat	Tilt adjustable steering post
Hand grip	2-spool control valve	Rubber floor mat	Air cleaner
Fuel meter	Standard seat	Radiator reservoir	Lift/tilt levers

## OPTIONAL EQUIPMENT AND ACCESSORIES

Hook	Cabin	Strobe light	Overhead exhaust
Ram	Dual air filter	Bale clamp	Customer coloring paint
Sideshift	Suspension seat	Fork extension sleeves	Heater for cabin
Paper clamp	Solid tyre	Wide carriage	Color tyre (white,green)
Hinged fork	Crane arm	Wind-proof glass	Smoke reduction/spark arrester muffler
Hinged bucket	Fire extinguisher	Multiple drums clamp	Wide view 2 (3)-stage full free mast

**Note:**  
**HELI** industrial trucks are equipped with certain safety devices as standard equipment. **HELI** will not assume any liability for damage arising from or caused by the removal of any safety devices from any of its products.



### The large Intake Area of Air Intake System

- The snorkel air intake is situated on one of the pillars for the overhead guard, which is far from the dust being created by the wheels. It breathes in the clean air and reduces the noise.



### The sound-absorbed materials

- Heat-insulation/vibration absorbing
- Lowest noise
- Rubber sealing packing at the gap between engine hood and truck body.



### New Engine

- ISUZU 6BG1 diesel engine  
 Rated Power 112ps/2000 r.p.m  
 Rated output 6494 cc



### Ergonomic Application

- We use scientific ergonomic method to design H2000 Forklift truck. The operation space has been efficiently enlarged. The rough feeling of the driver has been reduced to the lowest extends

## 8-10t WIDE VIEW MAST

Mast model	Max. fork height (mm)	Load Capacity (kg)		Overall Mast Height (At Lowered) (mm)		Tilting Angle (deg.)	Service Weight (kg)	
		CPCD80	CPCD100	CPCD80	CPCD100		CPCD80	CPCD100
M250	2500	8000	-	2450	-	6 - 12	10870	-
M270	2700	8000	-	2550	-	6 - 12	10920	-
M300	3000	8000	10000	2700	2850	6 - 12	10960	12150
M330	3300	8000	10000	2850	3000	6 - 12	11020	12215
M350	3500	8000	10000	2950	3100	6 - 12	11060	12260
M375	3750	8000	10000	3075	3225	6 - 12	11100	12310
M400	4000	8000	10000	3250	3400	6 - 12	11310	12450
M425	4250	8000	10000	3375	3525	6 - 12	11360	12510
M450	4500	8000	10000	3500	3650	6 - 12	11400	12560
M475	4750	7750	10000	3625	3775	6 - 6	11450	12620
M500	5000	7750	10000	3750	3900	6 - 6	11500	12670
M550	5500	7400	9000	4050	4200	3 - 6	11740	12910
M600	6000	7000	8000	4300	4450	3 - 6	11830	13020


## 8t WIDE VIEW FULL FREE 3-STAGE MAST

Mast model	Max. Fork Height (mm)	Load Capacity (kg)	Overall Mast Height (At Lowered) (mm)	Free Lift With Backrest (mm)	Tilting Angle Fwd/Bwd (deg.)	Service Weight (kg)
ZSM360	3600	7000	2450	1290	6 - 12	11350
ZSM400	4000	7000	2575	1415	6 - 12	11420
ZSM435	4350	7000	2700	1540	6 - 12	11490
ZSM480	4800	7000	2850	1690	6 - 6	11570
ZSM500	5000	7000	2950	1790	6 - 6	11640
ZSM540	5400	6600	3075	1915	3 - 6	11710
ZSM600	6000	6000	3375	2215	3 - 6	12050
ZSM650	6500	5500	3600	2440	3 - 6	12150
ZSM700	7000	4500	3750	2590	3 - 6	12240

NOTE: 8t without backrest + 200mm

## SIDE SHIFTER ON 10T FREE LIFTING MAST

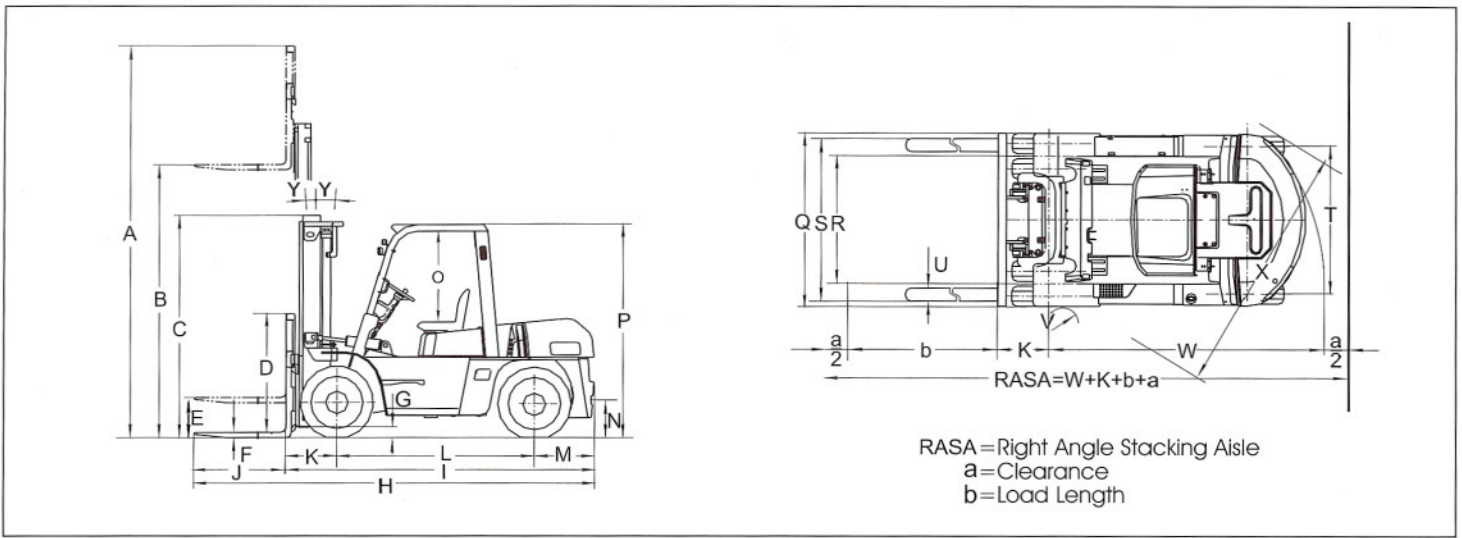
Mast model	Max. Fork height (mm)	Load Capacity (kg)	Overall Mast Height (At Lowered) (mm)	Tilting Angle Fwd/Bwd (deg.)	Service Weight (kg)
ZSM360	3600	8000	2570	6 - 12	12580
ZSM400	4000	8000	2700	6 - 12	12640
ZSM435	4350	8000	2820	6 - 12	12700
ZSM480	4800	7500	2970	6 - 6	12760
ZSM500	5000	7500	3035	6 - 6	12810
ZSM540	5400	7000	3225	3 - 6	12880
ZSM600	6000	6000	3425	3 - 6	12960

 **HELI** &  trade mark rights belongs to **ANHUI FORKLIFT TRUCK GROUP**

 Unauthorized users of the Trade Mark will be prosecuted

 For products quality and information, please contact sales service centre authorized by **HELI**

 **ANHUI FORKLIFT TRUCK GROUP** : ISO9001  certification



## STANDARD DIMENSIONS (Front Double Tire)

Model	CPCD50-W2	CPCD60-W2	CPCD70-W2	CPCD80-W4	CPCD100-W4
	mm	mm	mm	mm	mm
A Overall height fork raised(with backrest)	4420	4420	4420	4420	4330
B Max.fork height	3000	3000	3000	3000	3000
C Overall height fork lowered (upright)	2500	2500	2625	2700	2850
D Backrest height (from upper face of forks)	1365	1365	1365	1374	1015
E Free lift	200	205	210	200	210
F Fork thickness	55	60	65	70	80
G Min.under-clearance (bottom of mast)	200	200	200	250	245
H Overall length (with forks)	4660	4735	4800	5160	5480
I Overall length(without forks)	3440	3515	3580	3940	4260
J Fork length	1220	1220	1220	1220	1220
K Fork overhang	590	590	590	700	718
L Wheel base	2250	2250	2250	2500	2800
M Rear overhang	600	675	740	740	740
N Coupler height	430	430	430	540	540
O Overhead Guard Clearance (from face of seat)	1035	1035	1035	1035	1035
P Overall height(overhead guard)	2450	2450	2450	2585	2585
Q Overall width	1995	1995	1995	2165	2208
R Lateral fork adjustment(Outside of fork)	300-1835	300-1835	300-1835	340-1930	410-2140
S Tread(front)	1470	1470	1470	1600	1600
T Tread (rear)	1700	1700	1700	1700	1700
U Fork width	150	150	150	170	175
V Inside turning	200	200	200	200	200
W Outside turning radius	3250	3300	3370	3700	3900
X Min. intersecting aisle	2960	3000	3040	3310	3540
Y Tilting angles(forward-backward)	6° - 12°	6° - 12°	6° - 12°	6° - 12°	6° - 12°

HELI products and specifications are subject to improvement and change without notice.

**HELI**

MANUFACTURER : ANHUI HELI CO., LTD.  
DISTRIBUTOR : ANHUI HELI MACHINERY IMP.& EXP.CO.,LTD.

SOLD BY:

TEL: (0086) 551-3639468, 3632133, 3648005

P.C: 230022

E-mail: heli\_jck@heliforklift.com

FAX: (0086) 551-3639966

Add: 15,Wangjiang West Road, Hefei, China

Web site: <http://www.helimach.com>