


HELI

ELECTRIC FORKLIFT TRUCK 1-3.5t



THE FEATURES OF THE CPD10-35H-B

- New type of lower speed and bigger torque DC serial lifting motor.
- Excellent performance MOSFET lifting speed controller.
- New type of low noise pump which is adopted the splitting-teeth technology.
- New technology of dynamic signal load sensing in hydraulic system.
- New type of integrated steering unit with the load sensing.
- Emergence power shut-down.
- Lifting speed being controlled steplessly.
- Electric controller self-protecting.
- Preventing abnormity operating.

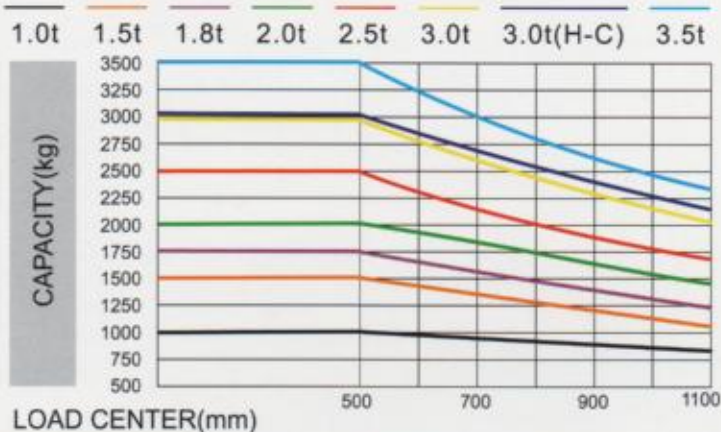
h2000
SERIES

CPD10/15H-B
CPD18H-B
CPD20/25H-B
CPD30H-B
CPD30H-C
CPD35H-B



STANDARD SPECIFICATION

Manufacturer		ANHUI HELI CO., LTD.							
Model		CPD10H-B	CPD15H-B	CPD18H-B	CPD20H-B	CPD25H-B	CPD30H-B	CPD30H-C	CPD35H-B
Load Capacity	kg	1000	1500	1800	2000	2500	3000	3000	3500
Maximum Fork Height	mm	3000	3000	3000	3000	3000	3000	3000	3000
Speed Lift (No load/With load)	mm/s	445/265	440/260	440/250	435/265	435/260	440/270	440/270	360/220
Max. Speed Lower	mm/s	With Outload ≥ 300 With load ≤ 600							
Max.Speed Travel	km/s	13.5	13	12.5	14	13.5	13.5	13.5	12.5
Min.Turning Radius(Outside)	mm	1930	1930	1960	2065	2065	2250	2410	2430
Max.Gradeability(with load)	%	15	15	10	10	10	10	10	10
Overhead Height Fork Raised	mm	4030	4030	4030	4330	4330	4250	4250	4250
Tilt Angle	°	6/12	6/12	6/12	6/12	6/12	6/12	6/12	6/12
Load Center	mm	500	500	500	500	500	500	500	500
Lifting controller type		Mosfet-chopper							
Driving Motor	kw	5	5	6.3	8	8	10	10	10
Pump Motor	kw	7.5	7.5	8.6	10.5	10.5	13	13	13
Battery Voltage	V	48	48	48	48	48	80	80	80
Battery Capacity	Ah	550	550	550	700	700	500	600	600
Size of Batterybox (LXWXH)	mm	970X715X500			1030X515X787		1145X585X787	1145X680X790	1145X680X790
Battery Weight(With Box)	kg	1075			1275		1520	1800	1800
Front Tire		6.50-10-10PR			7.00-12-12PR		28X9-15-12PR	28X9-15-12PR	28X9-15
Rear Tire		5.00-8-8PR			18X7-8-14PR		18X7-8-14PR	18X7-8-14PR	18X7-8
Total Weight(With Battery)	kg	3100	3200	3350	4150	4300	4980	5120	5470



Notice:

Vertical axle stands for load capacity while horizontal axle stands for load center. Load center is the distance counted from the front of the fork. The base point of the standard load is the center point of the cubic with the same 1000mm dimension in length, width and height. The load capacity should be down, if mask tilts forward, using non-standard forks or loading goods with extra width. Please notice the different load capacity between different load centers according to load chart.



SAFETY

Except function of the truck's electric controller should be protected, CPD10-35H-B series yet has many other protection measures, such as function of preventing abnormality operating, seat power shut-down function, emergency power shut-down function and the steering function being hold while traveling and brake pedal being pressed etc. This series also has ability of the mast speed being controlled steplessly, and the max. travel speed being selectable. This series conforms to the relevant EU Guideline CE for industrial trucks.

RELIABILITY

CPD10-35H-B series has been effectively considered the circumstances of users operation at the beginning of products design, and the important plugs and switches all have measures of protection, all the subassemblies have been past the check strictly, and the very important parts and subassemblies also have been past the fatigue and lasting experiments. Ultimately every truck has been past the performance-examine strictly.

HIGH EFFICIENCY

CPD10-35H-B series is adopted an excellent performance DC serials motor in design, which increases the lifting speed of no load, enhances productivity of the truck. This series yet is adopted advanced technology of dynamic signal load sensing in hydraulic system, which makes the truck hydraulic system is more efficiency and more energy saving.

LOW NOISE

CPD10-35H-B series is adopted a new type of integrated steering unit with the load sensing, eliminate the steering motor and steering pump, achieved hydraulic system driven by only single pump. This series is adopted the excellent performance DC motor and the low noise pump, it is remarkably decrease noise of the driving and action of low speed lift, and the truck is more green to environment.

STANDARD DISTRIBUTION

Mast with wide view	Battery group	Four tyre
Standard fork	Standard seat	Traction bar
II (III) fork holder	Overhead guide	Relevant tools
Fork bracket	Overhead guide raincoat	
Control valve	LCD compound displayer	

OPTIONS AND ATTACHMENTS

Cab	Load stabilizer	Widened fork holder
Boom	Sleeve on fork	Steel protection net
Paper clip	Suspend seat	Multi function barrel clip
Load bar	Turning flat clip	Colored tyre (white,green)
Solid tyre	Alarm lamp	Tilt cylinder protection sleeve
Side shifter	Rear work light	Damp fork, damp container
Load hawk	Lengthened fork	Accessory hydraulic component
Turning fork	Back view mirror	Wide view triplex mast with full free length
Load pusher	By-tyres protector	Wide view double mast with full free length

Note:

HELI industrial trucks are equipped with certain safety devices as standard equipment
HELI will not assume any liability for damage arising from or caused by the removal of any safety devices from any of its products



WIDE VIEW MAST

Mast name	Max.fork Height(mm)	Load Capacity (Load centre 500mm) (Kg)								Overall height (h1)				Tilt angle (F/B)
		CPD10H-B	CPD15H-B	CPD18H-B	CPD20H-B	CPD25H-B	CPD30H-B	CPD30H-C	CPD35H-B	1-1.8t mm	2-2.5t mm	3t mm	3.5t mm	
KM200	2000	1000	1500	1750	2000	2500	3000	3000	3500	1745	1745	1820	1680	6-12
KM250	2500	1000	1500	1750	2000	2500	3000	3000	3500	1845	1845	1920	1930	6-12
KM300	3000	1000	1500	1750	2000	2500	3000	3000	3500	1995	1995	2070	2180	6-12
KM330	3300	1000	1500	1750	2000	2500	3000	3000	3500	2145	2145	2220	2330	6-12
KM350	3500	1000	1500	1750	2000	2500	3000	3000	3500	2245	2245	2320	2430	6-12
KM370	3700	1000	1500	1750	2000	2450	3000	3000	3400	2370	2370	2445	2530	6-6
KM400	4000	1000	1500	1700	2000	2400	2900	2950	3350	2545	2545	2620	2730	6-6
KM425	4250	1000	1400	1650 *1750	1850	2250	2800	2850	3250	2670	2670	2745	2855	6-6
KM450	4500	950	1350	1550 *1700	1800	2150	2700	2750	3100	2795	2795	2870	2980	6-6
KM500	5000	930	1000 *1250	1000 *1600	1600 *1700	1600 *2000	2200 *2450	2400 *2550	2650 *2800	3045	3045	3120	3230	6-6 *6-6
KM550	5500	900	900 *1150	950 *1500	1500 *1600	1500 *1900	2000 *2350	2250 *2450	2500 *2600	3345	3345	3420	3530	*3-6
KM600	6000	600 *850	600 *1050	600 *1400	950 *1500	950 *1800	1300 *2050	1500 *2200	1550 *2400	3595	3595	3670	3780	*3-6

NOTE: *) Rated capacity with front dual tires.

WIDE VIEW FULL FREE 2-STAGE MAST





Mast name	Max.fork Height(mm)	Load Capacity (Load centre 500mm) (Kg)								Overall height (h1)				Free lift(With STD backrest)				Tilt angle (F/B)
		CPD10H-B	CPD15H-B	CPD18H-B	CPD20H-B	CPD25H-B	CPD30H-B	CPD30H-C	CPD35H-B	1-1.8t mm	2-2.5t mm	3t mm	3.5t mm	1-1.5t mm	2-2.5t mm	3t mm	3.5t mm	
KZM200	2000	1000	1500	1750	2000	2500	3000	3000	3500	1745	1745	1820	1680	735	745	600	460	6-12
KZM250	2500	1000	1500	1750	2000	2500	3000	3000	3500	1845	1845	1920	1930	835	845	700	710	6-12
KZM300	3000	1000	1500	1750	2000	2500	3000	3000	3500	1995	1995	2070	2180	985	995	850	960	6-12
KZM330	3000	1000	1500	1750	2000	2500	3000	3000	3500	2145	2145	2220	2330	1135	1145	1000	1100	6-12
KZM350	3500	1000	1500	1750	2000	2500	3000	3000	3500	2245	2245	2320	2430	1235	1245	1100	1210	6-12
KZM370	3700	1000	1500	1750	2000	2450	3000	3000	3400	2370	2370	2445	2530	1335	1345	1225	1335	6-6
KZM400	4000	1000	1500	1700	2000	2400	2900	2950	3350	2545	2545	2620	2730	1535	1545	1400	1510	6-6 *6-12
KZM425	4250	1000	1400	1650 *1750	1850	2250	2800	2850	3250	2670	2670	2745	2855	1660	1670	1525	1635	6-6 *6-12
KZM450	4500	950	1350	1550 *1700	1800	2150	2700	2750	3100	2795	2795	2870	2980	1785	1795	1650	1760	6-6 *6-12
KZM500	5000	930	1000 *1250	1000 *1600	1600 *1700	1600 *2000	2200 *2450	2400 *2550	2650 *2800	3045	3045	3120	3230	2035	2045	1920	2010	6-6 *6-6
KZM550	5500	900	900 *1150	950 *1500	1500 *1600	1500 *1900	2000 *2350	2250 *2450	2500 *2600	3345	3345	3420	3530	2335	2345	2200	2310	*3-6
KZM600	6000	600 *850	600 *1050	600 *1400	950 *1500	950 *1800	1300 *2050	1500 *2200	1550 *2400	3595	3595	3670	3780	2585	2595	2450	2560	*3-6

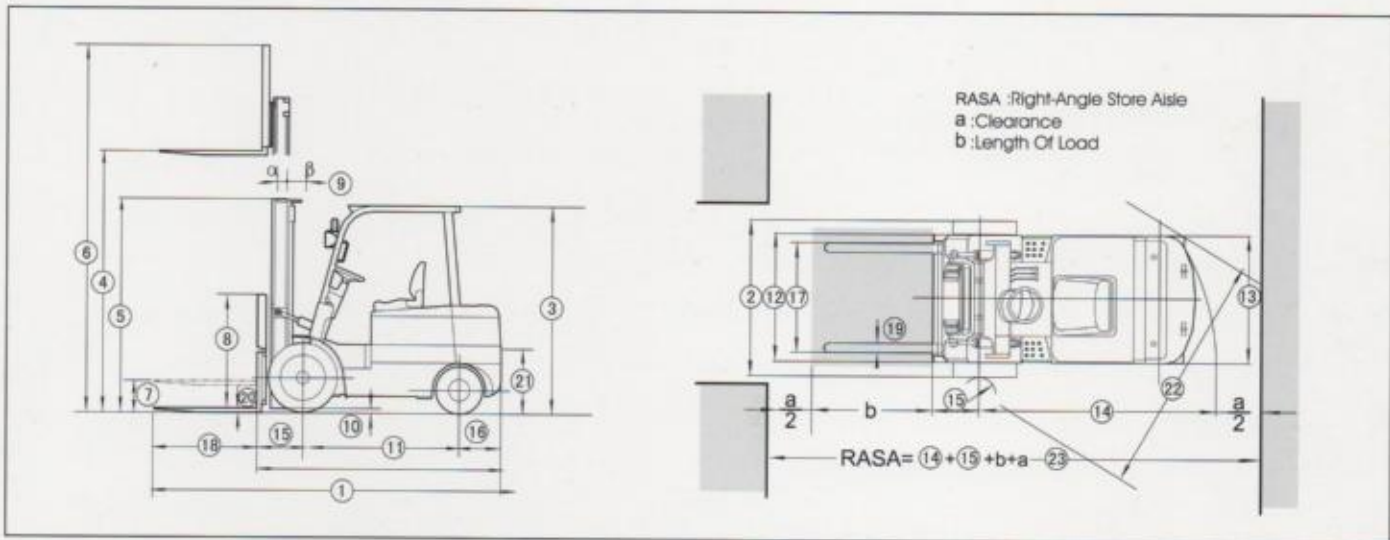
NOTE: *) Rated capacity with front dual tires.

WIDE VIEW FULL FREE 3-STAGE MAST

Mast name	Max.fork Height(mm)	Load Capacity (Load centre 500mm) (Kg)								Overall height (h1)				Free lift(With STD backrest)				Tilt angle (F/B)
		CPD10H-B	CPD15H-B	CPD18H-B	CPD20H-B	CPD25H-B	CPD30H-B	CPD30H-C	CPD35H-B	1-1.8t mm	2-2.5t mm	3t mm	3.5t mm	1-1.5t mm	2-2.5t mm	3t mm	3.5t mm	
KZSM360	3600	1000	1450	1750	2000	2400	2900	3000	3400	1790	1795	1946	—	750	755	670	—	6-6 *6-6
KZSM400	4000	1000	1400	1600	1900	2300	2800	2900	3250	1920	1920	2065	—	880	880	795	—	6-6 *6-6
KZSM435	4350	950	1300	1500 *1700	1850	2200	2700	2750	3150	2040	2045	2190	2240	1000	1005	920	970	6-6 *6-6
KZSM450	4500	950	1300	1500 *1650	1750	2100	2600	2700	3000	2090	2095	2240	2340	1025	1055	970	1070	6-6 *6-6
KZSM470	4700	930	1280	1450 *1600	1720	2000	2500	2650	2850	2160	2160	2240	—	1120	1120	970	—	6-6 *6-6
KZSM480	4800	920	1250	1400 *1580	1700	1950	2400	2600	2800	2190	2195	2340	2440	1150	1155	1070	1170	6-6 *6-6
KZSM500	5000	900	1000 *1200	1000 *1550	1600	1600 *1900	2100 *2350	2400 *2500	2650	2290	2295	2440	2565	1250	1255	1170	1295	6-6 *6-6
KZSM540	5400	750 *900	800 *1150	800 *1480	1500	1500 *1800	2000 *2300	2250 *2450	2500	2420	2420	2565	—	1380	1380	1295	—	3-6 *3-6
KZSM600	6000	550 *850	550 *1050	550 *1380	950 *1450	950 *1700	1300 *1950	1500 *2150	1550 *2300	2650	2645	2790	—	1585	1605	1520	—	3-6 *3-6
KZSM650	6500	*800	*1000	*1250	600	600	900	1050	1050	2855				1840				*3-3

NOTE: *) Rated capacity with front dual tires.

-  **HELI** trade mark rights belongs to ANHUI FORKLIFT TRUCK GROUP
-  Unauthorized users of the Trade Mark will be prosecuted
-  For products quality and information, please contact sales service centre authorized by **HELI**
-  **ANHUI FORKLIFT TRUCK GROUP**: ISO9001 CE certification



DIMENSION (FRONT SINGLE TIRE, WITH WIDE VIEW MAST)

Model	CPD10/15H-B	CPD18H-B	CPD20/25H-B	CPD30H-B	CPD30H-C	CPD35H-B
	mm	mm	mm	mm	mm	mm
① Overall length (with forks)	3045	3075	3465	3620	3728	3750
② Overall width	1070	1070	1150	1225	1225	1225
③ Overall height (overhead guard)	2160	2160	2130	2150	2150	2150
④ Max. Lifting height	3000	3000	3000	3000	3000	3000
⑤ Overall height fork lowered (upright)	1995	1995	2145	2145	2145	2180
⑥ Overall height fork raised (with backrest)	4030	4030	4330	4250	4250	4250
⑦ Free lift	150	150	135	305	305	300
⑧ Backrest height (from upper face of forks)	960	960	1000	1220	1220	1220
⑨ Tilting angles (forward-backward)	6° -12°	6° -12°	6° -12°	6° -12°	6° -12°	6° -12°
⑩ Min. under-clearance (bottom of mast)	105	105	115	135	135	135
⑪ Wheel base	1370	1370	1515	1600	1720	1720
⑫ Tread(front)	890	920	960	1000	1000	1000
⑬ Tread (rear)	920	920	950	970	970	970
⑭ Outside turning radius	1930	1960	2065	2250	2410	2430
⑮ Fork overhang	418	421	483	498	498	495
⑯ Rear overhang	335	365	400	450	440	465
⑰ Lateral fork adjustment (Outside of fork)	200-950	200-950	245-1025	250-1090	250/1090	250/1090
⑱ Fork length	920	920	1070	1070	1070	1070
⑲ Fork width	100	100	122	125	125	125
⑳ Fork thickness	31/35	38	40	45	45	50
㉑ Coupler height	335	335	355	350	350	350
㉒ Min. intersecting aisle	1890	1920	2030	2090	2400	2423
㉓ Min. Right Angle Stacking Aisle Width (Pallet size: 1m x 1m, Clearance 0.2m)	3550	3585	3750	3950	4105	4125
㉔ Min. Right Angle Stacking Aisle Width (Pallet size: 1.2m x 1.2m, Clearance 0.2m)	3740	3780	3950	4150	4310	4325

HELI products and specifications are subject to improvement and change without notice.

HELI

MANUFACTURER: ANHUI HELI CO., LTD.

DISTRIBUTOR: ANHUI HELI INDUSTRIAL VEHICLE IMPORT & EXPORT CO., LTD.

SOLD BY:

TEL: (0086) 551-3639468, 3632133, 3648005 FAX: (0086) 551-3639966

P.C: 230022

Add: 15, Wangjiang West Road, Hefei, China

E-mail: heli_jck@heliforklift.com

Web site: <http://www.helichina.net>